

## 6. 訂單選項

1. 選項格式含「空白欄位、下拉選項、日期、時間、日期時間」，下方將展示前台效果，格式有選下拉選項時 → 請填選項內容（下拉選項多個以,號區分）→ 選擇選項是否必填 → 確定 → 電商系統-基本設定可設定訂單所需的選項



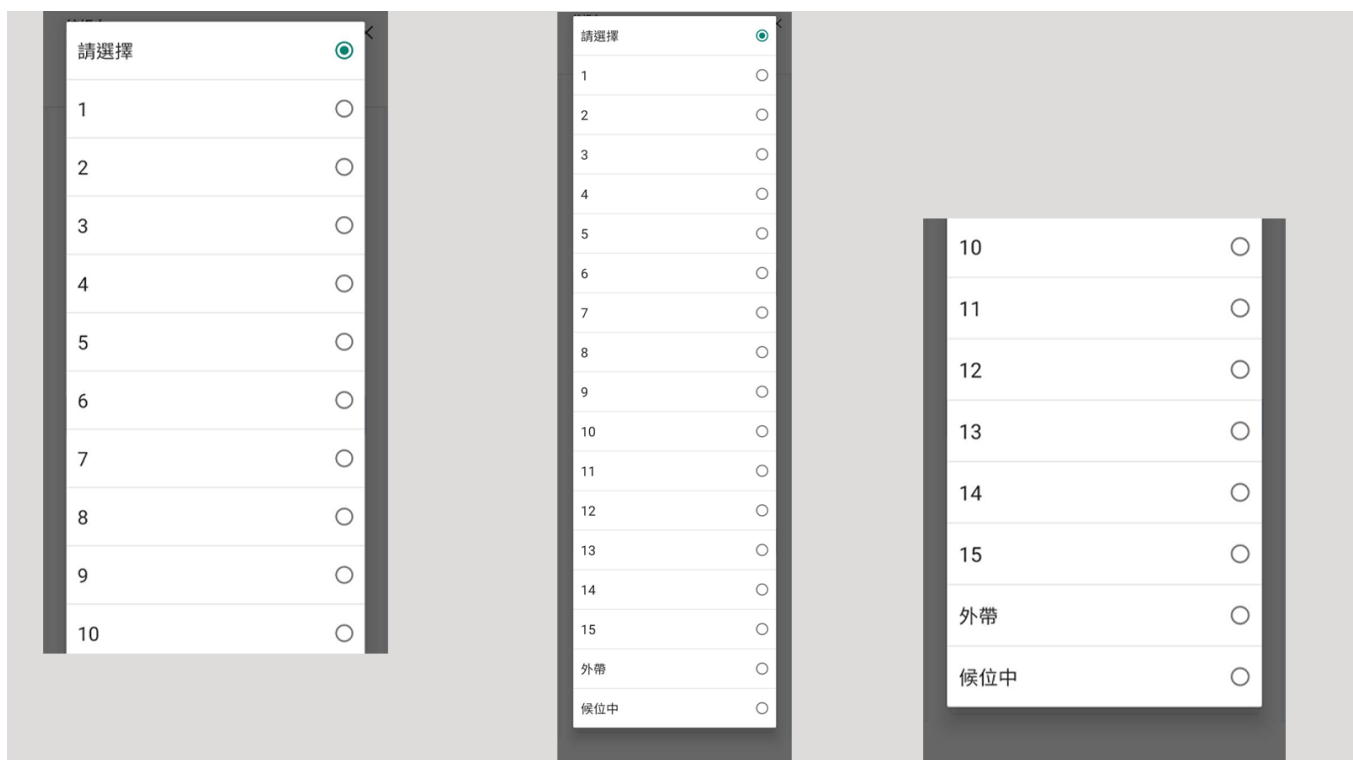
The screenshot shows a '修改' (Modify) dialog box with the following fields and options:

- 選項名稱** (Option Name): Input field containing '桌號' (Table Number).
- 選項格式** (Option Format): Input field containing '下拉選項' (Dropdown Option).
- 選項內容 (下拉選項多個以,號區分)** (Option Content): Input field containing '1,2,3,4,5,6,7,8,9,10,11,12,13,14,15,外帶,候位中'.
- 選項必填** (Option Required): A checked checkbox with a hand icon pointing to it.
- 適性點選** (Click to Customize): A blue button at the bottom left.
- 取消** (Cancel): A grey button at the bottom right.
- 確定** (Confirm): A blue button at the bottom right.

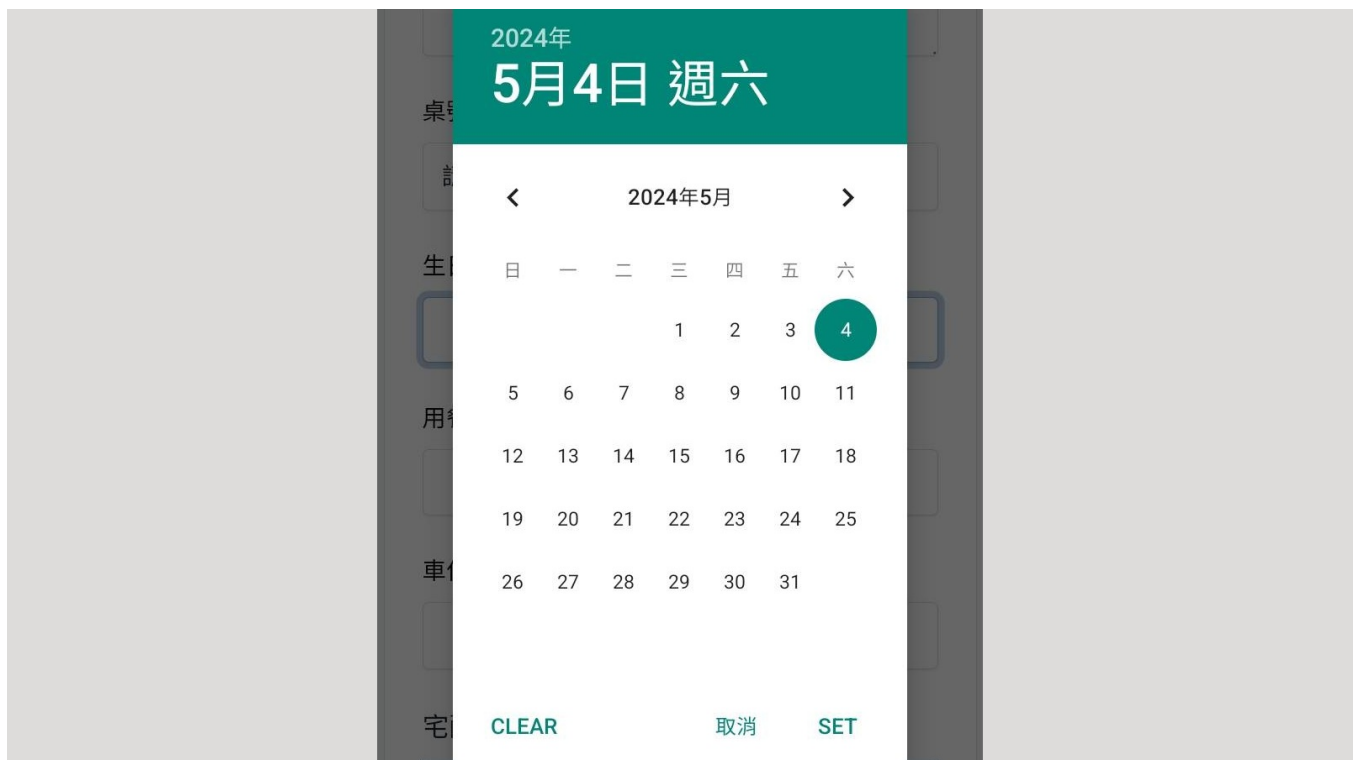
### 2. 空白欄位



### 3. 下拉選項



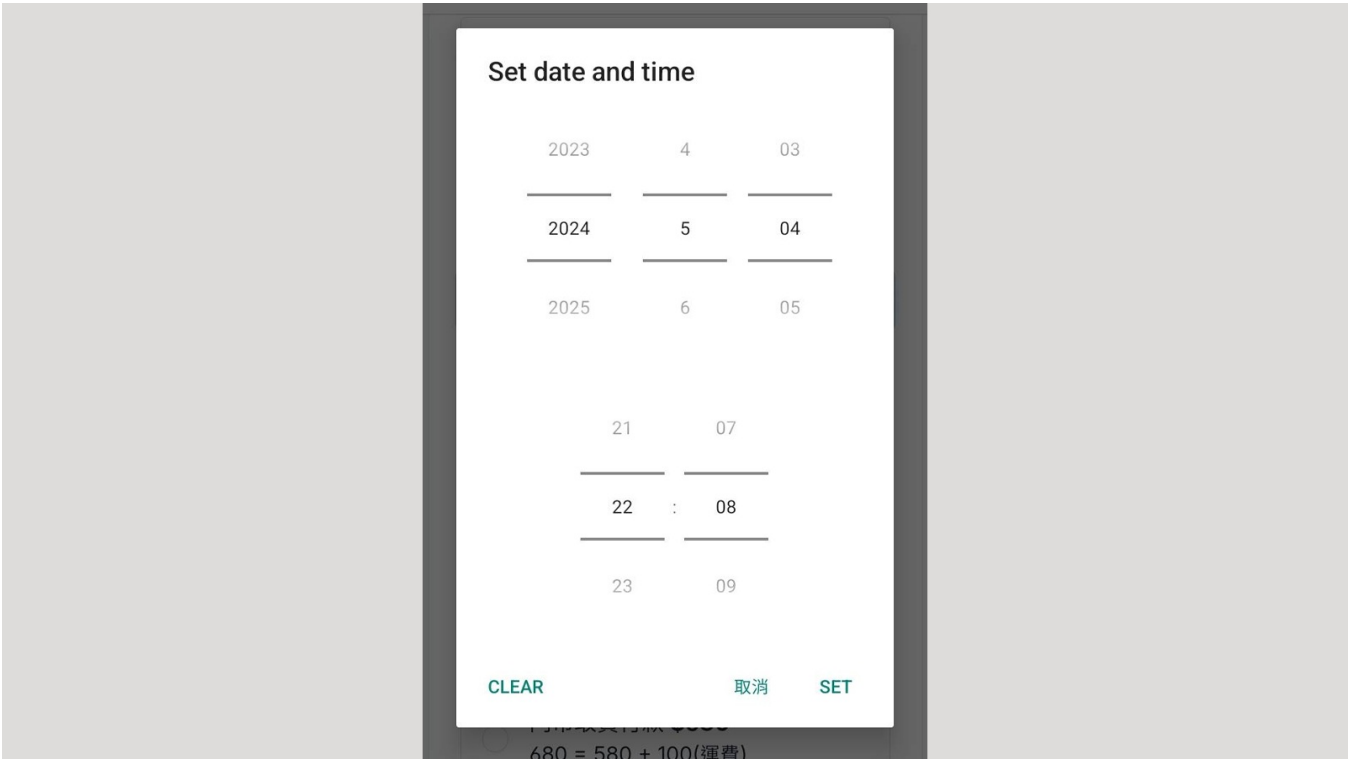
### 4. 日期



## 5. 時間



## 6. 日期時間



🕒Revision #6  
★Created 24 April 2024 03:51:30 by Admin  
✎Updated 4 May 2024 15:18:12 by Admin